

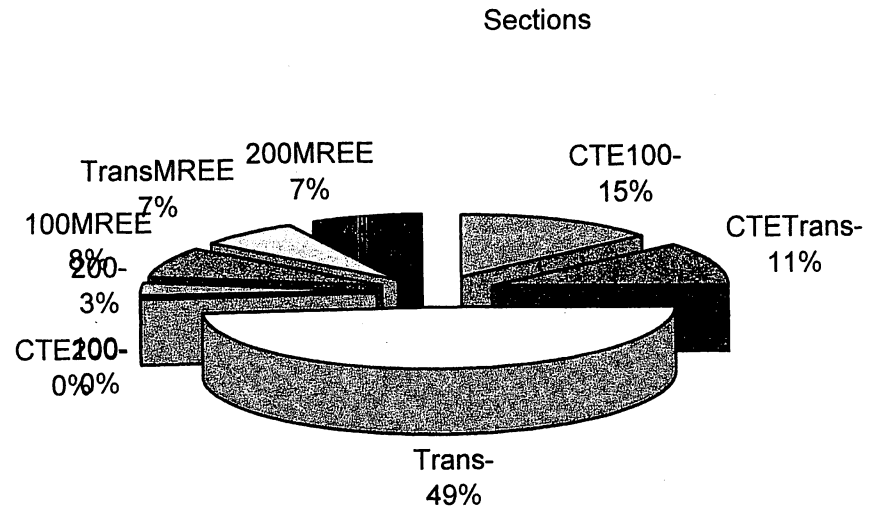
If all courses were categorized by level and mission, what is the section balance by category?

['MREE' is Math Reading, English & ESL - thus MRE100 and MRE 200 together constitute pre-Transfer remediation]

AY	2007-08
Division	(All)
Location	(All)
Dept	(All)

Mission	Data	
	Sections	Sections%
CTE100-	521	13.8%
CTETrans-	433	11.5%
Trans-	1,824	48.4%
CTE200-	13	0.3%
100-	10	0.3%
200-	124	3.3%
100MREE	298	7.9%
TransMREE	264	7.0%
200MREE	279	7.4%
Grand Total	3,766	100.0%

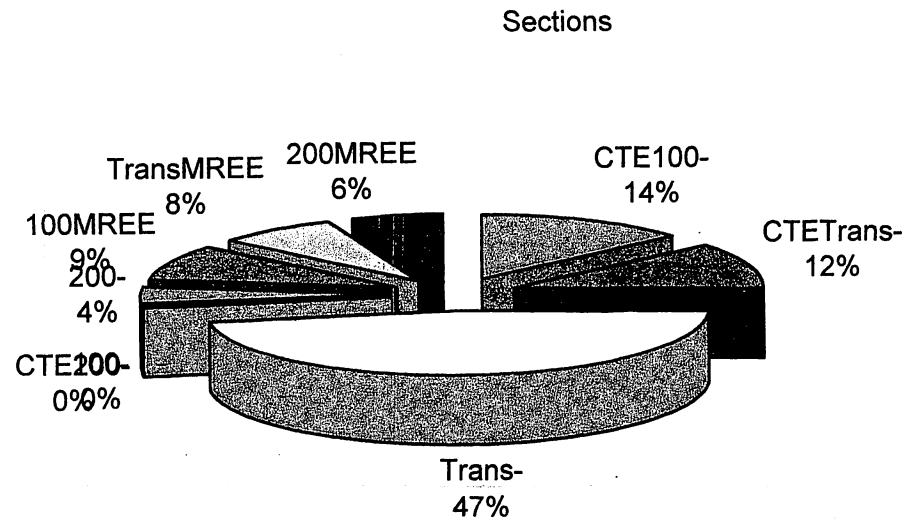
AY 2007-08 | Division (All) | Location (All) | Dept (All)



AY	2010-11
Division	(All)
Location	(All)
Dept	(All)

Mission	Data	
	Sections	Sections%
CTE100-	466	13.9%
CTETrans-	388	11.6%
Trans-	1,587	47.4%
CTE200-	8	0.2%
100-	7	0.2%
200-	138	4.1%
100MREE	299	8.9%
TransMREE	258	7.7%
200MREE	199	5.9%
Grand Total	3,350	100.0%

AY 2010-11 | Division (All) | Location (All) | Dept (All)



If all courses were categorized by level and mission, what is the section balance by category?

['MREE' is Math Reading, English & ESL - thus MRE100 and MRE 200 together constitute pre-Transfer remediation]

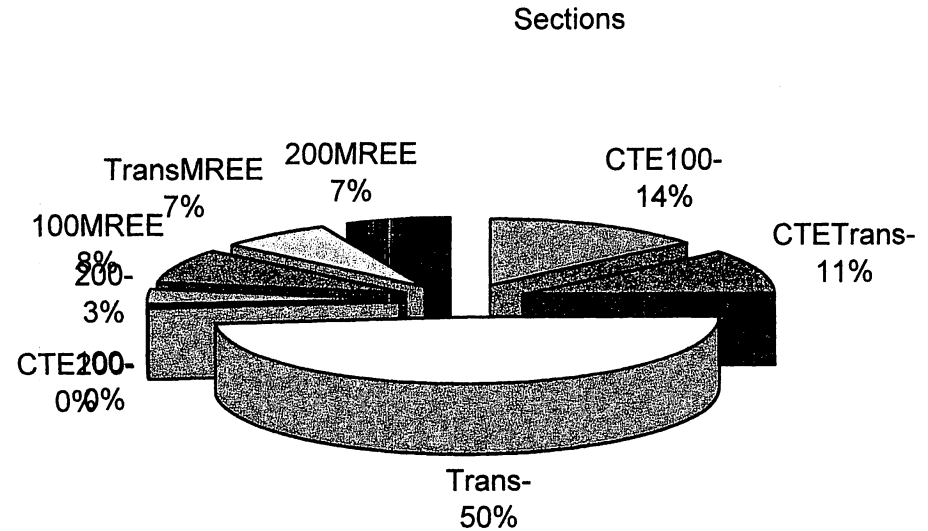
AY	2008-09
Division	(All)
Location	(All)
Dept	(All)

Mission	Data	
	Sections	Sections%
CTE100-	519	14.0%
CTETrans-	406	11.0%
Trans-	1,799	48.7%
CTE200-	11	0.3%
100-	10	0.3%
200-	127	3.4%
100MREE	307	8.3%
TransMREE	270	7.3%
200MREE	247	6.7%
Grand Total	3,696	100.0%

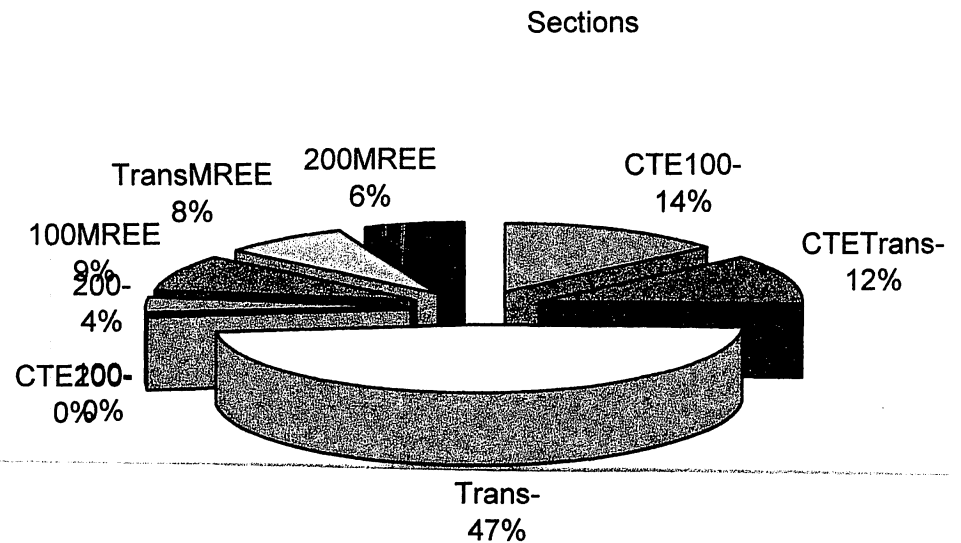
AY	2009-10
Division	(All)
Location	(All)
Dept	(All)

Mission	Data	
	Sections	Sections%
CTE100-	468	13.9%
CTETrans-	401	11.9%
Trans-	1,597	47.4%
CTE200-	11	0.3%
100-	10	0.3%
200-	122	3.6%
100MREE	291	8.6%
TransMREE	258	7.7%
200MREE	208	6.2%
Grand Total	3,366	100.0%

AY 2008-09 Division (All) Location (All) Dept (All)



AY 2009-10 Division (All) Location (All) Dept (All)



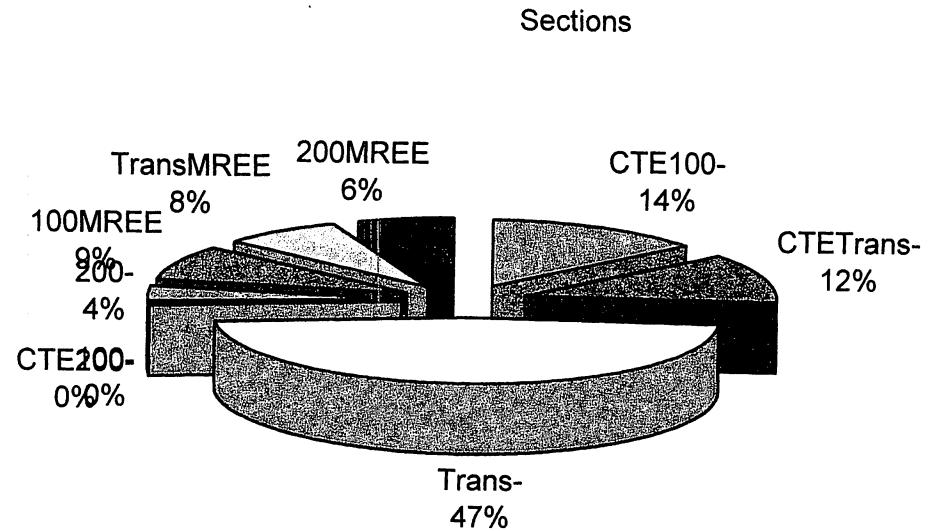
Data

If all courses were categorized by level and mission, what is the section balance by category?
 ['MREE' is Math Reading, English & ESL - thus MRE100 and MRE 200 together constitute pre-Transfer remediation]

AY	2009-10
Division	(All)
Location	(All)
Dept	(All)

Mission	Data	
	Sections	Sections%
CTE100-	468	13.9%
CTETrans-	401	11.9%
Trans-	1,597	47.4%
CTE200-	11	0.3%
100-	10	0.3%
200-	122	3.6%
100MREE	291	8.6%
TransMREE	258	7.7%
200MREE	208	6.2%
Grand Total	3,366	100.0%

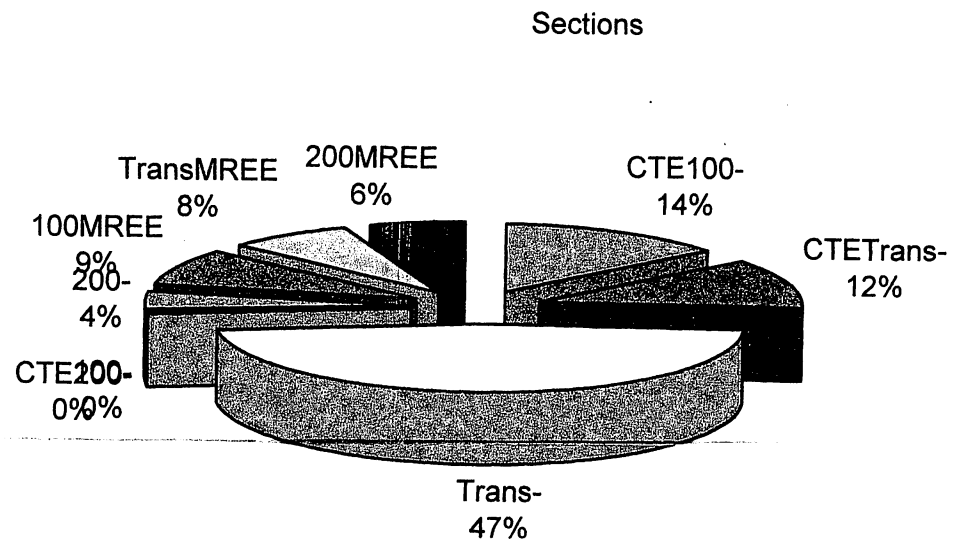
AY 2009-10 | Division (All) | Location (All) | Dept (All)



AY	2010-11
Division	(All)
Location	(All)
Dept	(All)

Mission	Data	
	Sections	Sections%
CTE100-	466	13.9%
CTETrans-	388	11.6%
Trans-	1,587	47.4%
CTE200-	8	0.2%
100-	7	0.2%
200-	138	4.1%
100MREE	299	8.9%
TransMREE	258	7.7%
200MREE	199	5.9%
Grand Total	3,350	100.0%

AY 2010-11 | Division (All) | Location (All) | Dept (All)



Data