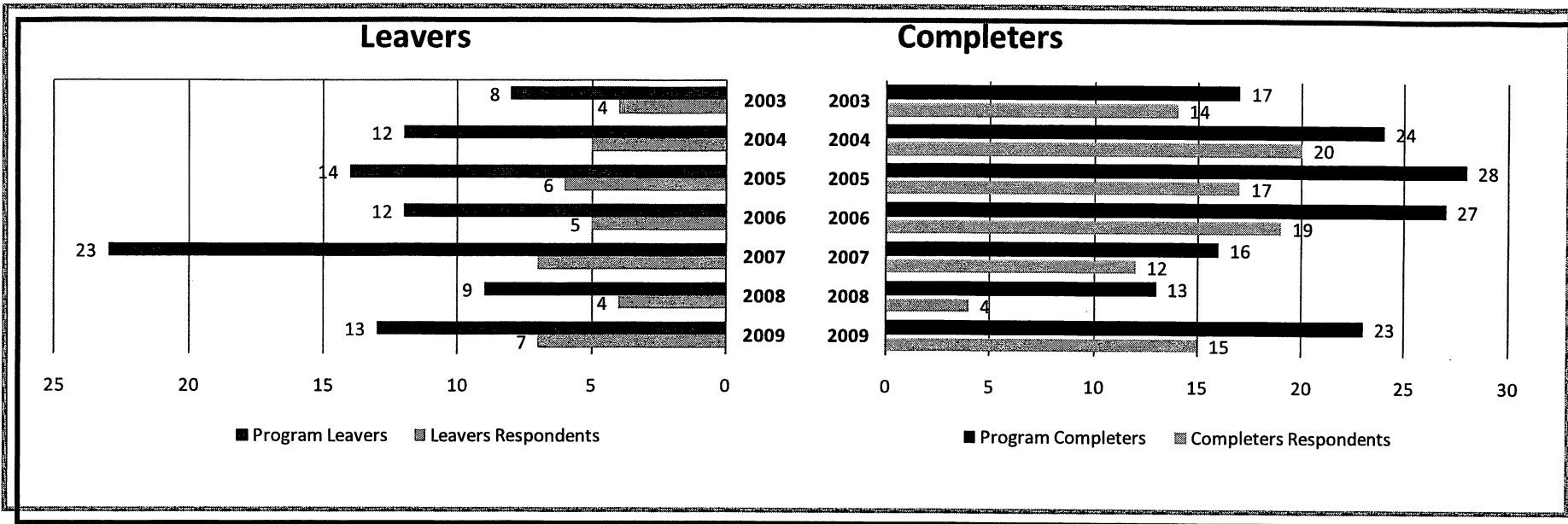


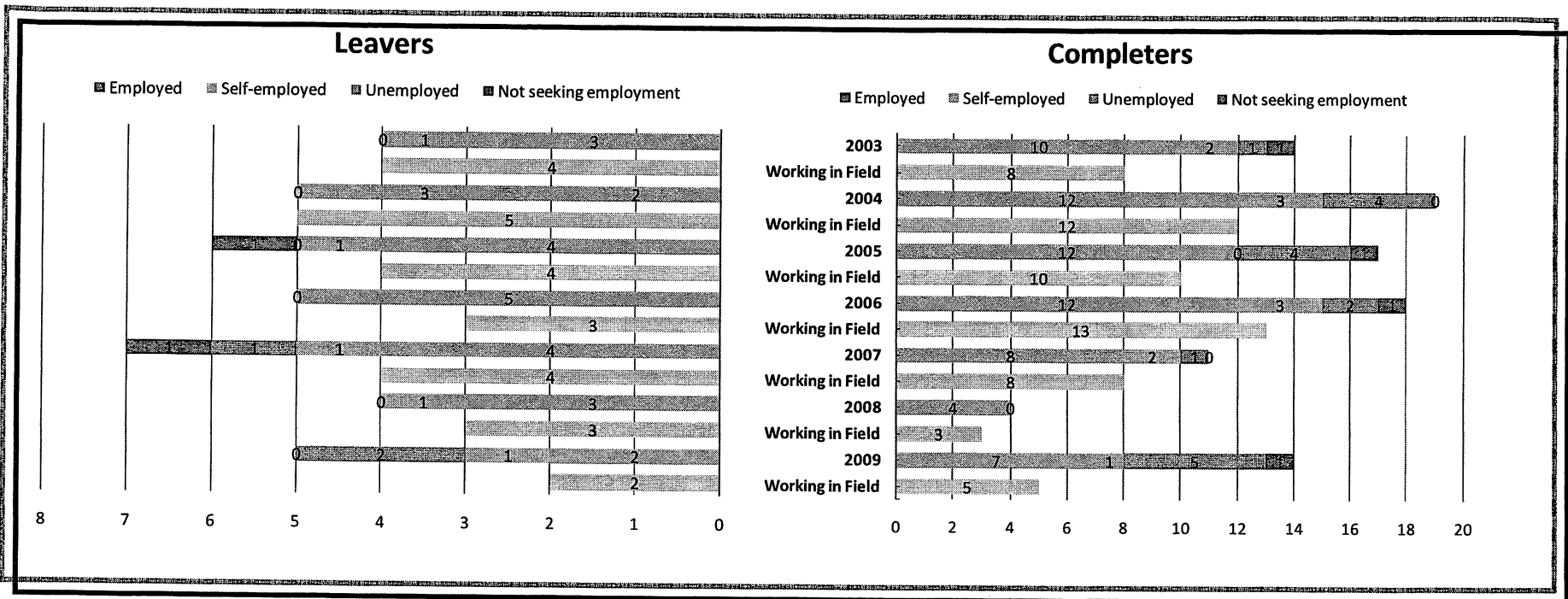
Career Technical Education (CTE)

I. Response Rate

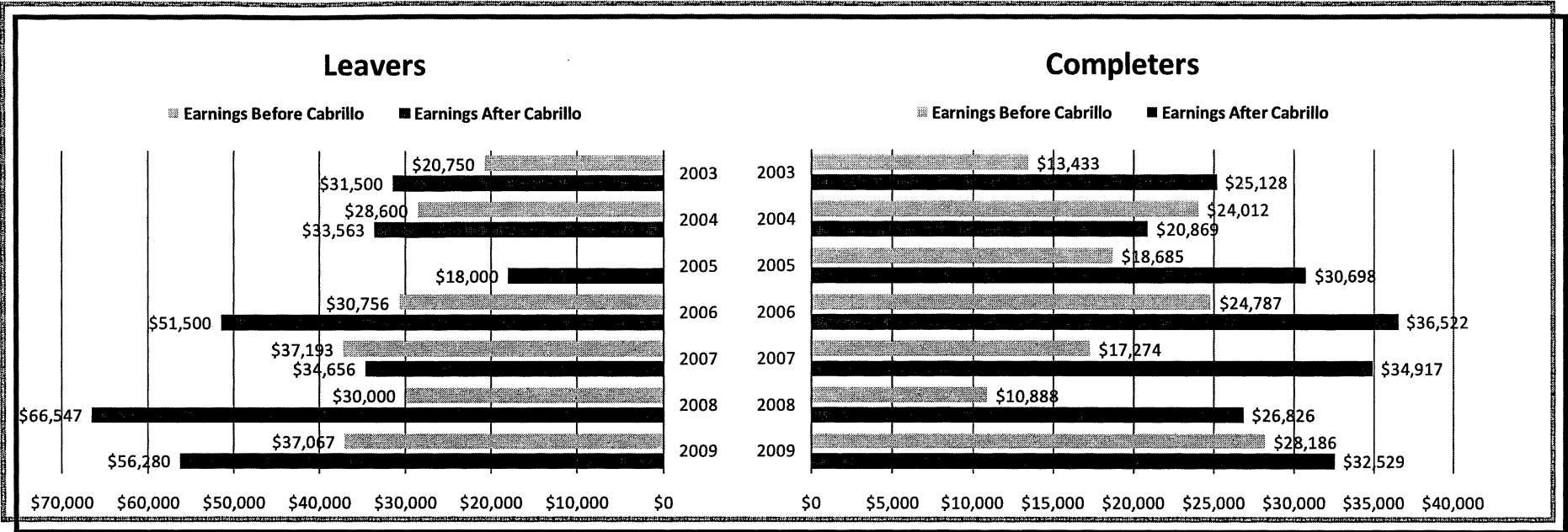


ACCOUNTING COMPLETERS/LEAVERS SURVEY-							
Year	2003	2004	2005	2006	2007	2008	2009
Program Leavers	8	12	14	12	23	9	13
Leaver Respondents	4	5	6	5	7	4	7
Response Rate	50%	42%	43%	42%	30%	44%	54%
Program Completers	17	24	28	27	16	13	23
Completer Respondents	14	20	17	19	12	4	15
Response Rate	82%	83%	61%	70%	75%	31%	65%
Total Response Rate	72%	69%	55%	62%	49%	36%	58%

IV. Employment Outlook



V. Earnings



Number of cases	Leavers						
	2003	2004	2005	2006	2007	2008	2009
Earnings Before Cabrillo	2	3	0	4	3	4	3
Earnings After Cabrillo	2	3	1	2	3	3	3

Number of cases	Completers						
	2003	2004	2005	2006	2007	2008	2009
Earnings Before Cabrillo	10	11	8	14	7	4	7
Earnings After Cabrillo	9	12	9	14	8	4	7

VI. Job Satisfaction

